

ATE vacuum gripping system

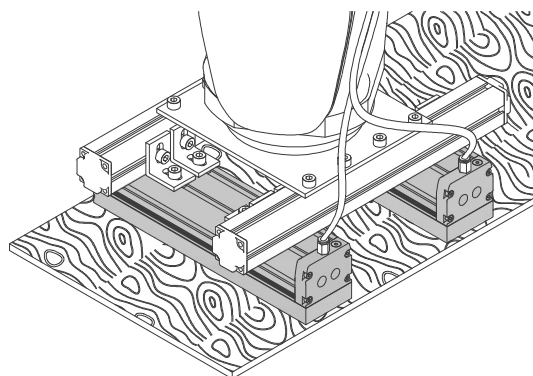
ATE foam gripper



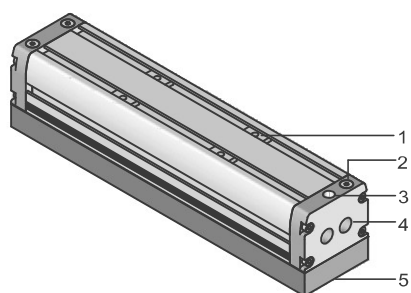
General-purpose



ATE foam gripper



Application of ATE foam gripper



Structure of ATE foam gripper

Introduction

- ◆ Suitable for applications with compressed air supplied on-site
- ◆ Light, high-strength casing made of quality aluminum alloy
- ◆ Options offered for internal check valve and throttle valve structure
- ◆ T-slot installation (with M6×1 sliders)
- ◆ 65mm wide, foam suction surface

Application

- ◆ Mainly used for packaging, e.g. smart warehousing, smart logistics, piling and unpling, etc.
- ◆ The gripper with check valve can be used to suction irregular workpieces with leakage to a certain degree and in non-uniform size

Structure

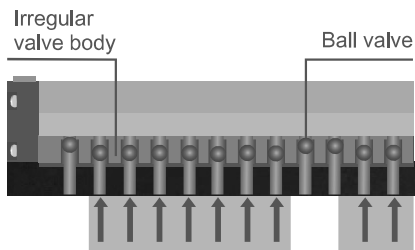
- ◆ (1) M6 slider in the T-slot
- ◆ (2) Vacuum detection port
- ◆ (3) Compressed air inlet
- ◆ (4) Exhaust port
- ◆ (5) Foam suction surface

ATE vacuum gripping system

ATE foam gripper

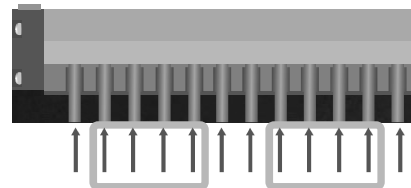
AMILA

SVK check valve technology



- A mechanical check valve is mounted to the profiled aluminum plate. When the suction holes in the foam do not cover the workpiece, the check valve will automatically close to ensure the vacuum degree of the system
- The air leakage preExhaust portion function enables higher handling efficiency and suction force
- The irregular valve with a larger diameter to allow larger flow to pass through can be used for quick gripping and releasing and can meet the demand for handling workpieces with uneven surfaces

SW throttle valve technology



- The internal throttle minimizes the vacuum leakage in the suction area not covering the workpiece
- Applicable to tipping over and quick handling
- Options offered for throttle valve diameter

Model selection guide

Application Feature	SVK	SW
Smooth and highly airtight workpiece surfaces (such as metal sheets, glass, painted wood, etc.)	✓	✓
Breathable workpieces (such as cardboards, bags, bare wood, etc.)	✓	
Uneven workpiece surfaces	✓	
Small workpiece suction area, low coverage of suction holes of the gripper (e.g. tubes, profiled materials)	✓	
Minimized operating cycle (faster blowing and releasing)	✓	
Optimized energy efficiency	✓	
Tipping-over operation angle > 45°		✓

Application Feature	SVK	SW
Minimized disturbance caused by mismatch between tube diameter and external vacuum generator	✓	
Easy installation, quick connection	✓	
Minimized system cost (the input cost involves the vacuum generating unit, hose and controller)	✓	
Minimized operating cost (due to the electric vacuum generator used), especially in the event of more grippers required	✓	
Highly breathable workpieces handled	✓	

Application Feature	Sponge	Rubber cup
Rigid workpieces such as plates, metal sheets, profiled materials and pallets	✓	✓
Flexible workpieces such as cartons, bags, packages and pallets	✓	✓
Long thin workpieces and plates	✓	
Rough workpiece surfaces with patterns	✓	
Palletized small workpiece handling, e.g. canned food (opened/closed), tins	✓	

ATE vacuum gripping system

ATE foam gripper

AMILA

☑ ATE foam gripper purchase guide

ATE - SVK 200 20 F

① ② ③ ④ ⑤

① Product series	② Valve technology	③ Length		④ Foam thickness	⑤ Foam type
ATE	SVK - Check valve SW - Throttle valve	200mm	400mm	10 - 10mm	Null – No foam filter F - With foam filter H - No filter and traceless foam FH – With filter and traceless foam
		250mm	500mm	20 - 20mm	
		300mm	600mm	Customizable thickness	

Vacuum gripping system

- ATE
- ATW -3R18/5R18
- ATT -3R18/5R18
- ATE
- ATW -B40/B20
- ATT -B40/B20
- ATE
- ATF
- ATS
- ATK
- ATH
- MPT
- MPM
- ATX
- ABX
- MSG
- MSC
- MATD


☑ ATE foam gripper sealing part purchase guide

M-PL 200 × 65 20 F

① ② ③ ④

① Product series	② Foam size	③ Foam thickness		④ Foam type
M-PL	200 × 65mm	10 - 10mm	Customizable thickness	Null – No foam filter F - With foam filter H - No filter and traceless foam FH – With filter and traceless foam
	250 × 65mm	20 - 20mm		
	300 × 65mm			
	400 × 65mm			
	500 × 65mm			
	600 × 65mm			

Illustration of holes in foam



ATE vacuum gripping system

ATE foam gripper

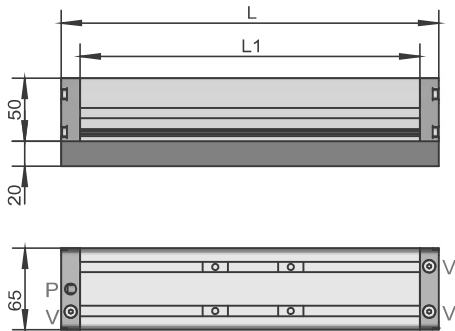
AMILA

Technical parameters of ATE foam gripper

Model	Number of suction holes	Air consumption l/min	Maximum vacuum degree %	Suction force N	Weight kg
ATE-SVK 200...	14	90	70	72	1.1
ATE-SVK 250...	18	90	70	93	1.4
ATE-SVK 300...	22	90	70	113	1.7
ATE-SVK 400...	30	180	70	155	2.1
ATE-SVK 500...	38	180	70	196	2.4
ATE-SVK 600...	46	180	70	237	2.7
ATE-SW 200...	14	90	70	57	1.1
ATE-SW 250...	18	90	70	74	1.4
ATE-SW 300...	22	90	70	90	1.7
ATE-SW 400...	30	180	70	124	2.1
ATE-SW 500...	38	180	70	157	2.4
ATE-SW 600...	46	180	70	190	2.7

Design parameters of ATE foam gripper

ATE-□ 200 to 600



P: Compressed air inlet (G1/8)
V: Vacuum port (G1/8)

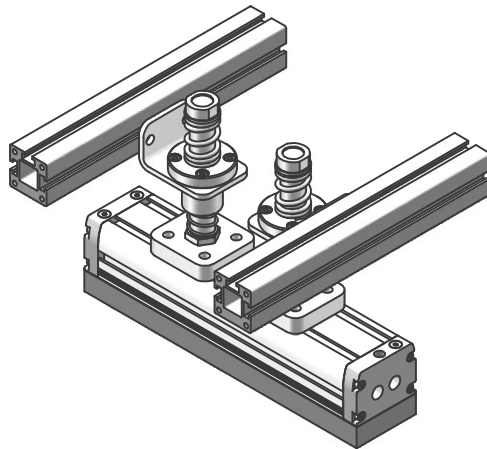
Model	Size (mm)	
	L	L1
ATE-SVK(SW)200...	200	170
ATE-SVK(SW)250...	250	220
ATE-SVK(SW)300...	300	270
ATE-SVK(SW)400...	400	370
ATE-SVK(SW)500...	500	470
ATE-SVK(SW)600...	600	570

ATE vacuum gripping system

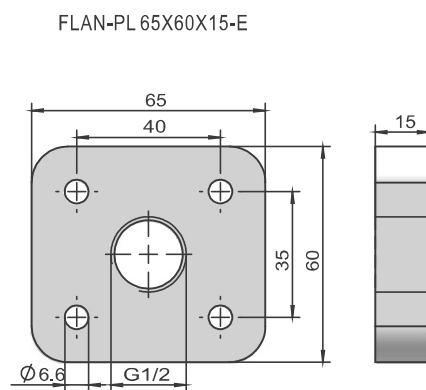
ATE foam gripper

AMILA

ATE foam gripper installation illustration



Design parameters of FLAN-PL 65X60X15-E mounting plate



Models of ATE foam gripper fittings

Fitting Name	Product Model
Mounting plate	FLAN-PL 65X60X15-E

Vacuum
gripping
system

ATW
-3R18/5R18

ATT
-3R18/5R18

ATW
-B40/B20

ATT
-B40/B20

ATE

ATF

ATS

ATK

ATH

MPT

MPM

ATX

ABX

MSG

MSC

MATD